


TSC**SIGNAL CONVERTER 11uA/1Vpp and 1Vpp/11uA****GENERAL DESCRIPTION:**

TSC converts current sinusoidal signals (SI) into voltage sinusoidal signals (SV) or voltage sinusoidal signals (SV) into current sinusoidal signals (SI). Type of conversion depends on the interface version.

By the TSC interface linear or rotary encoder output signals are adapted to signals that are required by subsequent electronic (CNC controller, readout, interpolator, etc). Small dimension allows easy and flexible mounting.

Output signals from TSC have the same characteristics as output signals from adequate encoder.

Standard configuration consists of 20cm cable on each side and two Contact connectors (9 pin and 12 pin). Other connectors are optional.

Housing is made from nickel plated brass which gives good EMC protection.

MECHANICAL DATA:

Operating temperature	0° to 50°C
Storage temperature	-10° to 60°C
Weight	0,35 kg (standard configuration)
Protection	IP 53
Housing diameter	22 mm
Housing length	92 mm

ELECTRICAL DATA:

Supply voltage (from subsequent electronic)	5 V \pm 5%
Supply current (without transducer)	15 mA
Conversion factors SI to SV	A and B signals 11 uA to 1 Vpp
	RI signal 4 uA to 0,4 Vpp
	other conversion factors on special request
Conversion factors SV to SI	A and B signals 1 Vpp to 11 uA
	RI signal 0,4 Vpp to 4 uA
	other conversion factors on special request

TSC**SIGNAL CONVERTER 11uA/1Vpp and 1Vpp/11uA****ELECTRICAL DATA:**

Signal conversion electronic can not improve signal quality nor their correlation. Take care that encoder signals fulfill their requirements. See also information bellow and on the right.

SI encoder output

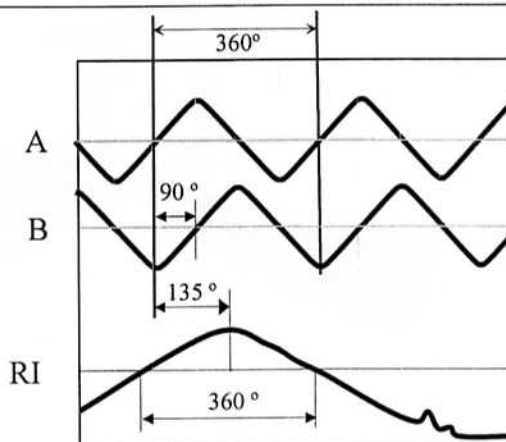
A and B signals 7 – 15 uA

RI signal 2 – 8 uA

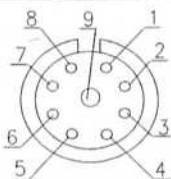
SV encoder output

A and B signals 0,6 – 1,2 Vpp

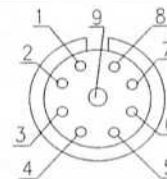
RI signal 0,2 – 0,8 Vpp

**CONNECTION FOR STANDARD CONFIGURATION:**

Converter SI input
9p Contact - socket



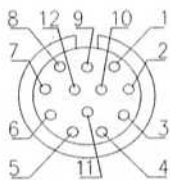
Converter SI output
9p Contact - pin



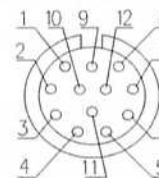
1	2	3	4	5	6	7	8	9
Ia +	Ia -	5V	0V	Ib +	Ib -	Iri +	Iri -	shield

Shield is connected to the connector housing

Converter SV output
12p Contact - pin



Converter SV input
12p Contact - socket



1	2	3	4	5	6	7	8	9	10	11	12
Ub -	5V	Uri +	Uir -	Ua +	Ua -	nc	Ub +	shield	0V	0V	5V

Shield is connected to the connector housing; pins 2 – 12 and 10 – 11 are internally connected

ORDERING DATA:

TSC 11uA/1Vpp (11uA input, 1Vpp output)

TSC 1Vpp/11uA (1Vpp input, 11uA output)

Other cable lengths, connector types or conversion factors are available on request.



Iskra

Iskra TELA, d.d.
Cesta dveh cesarjev 403
SI-1102 Ljubljana, SLO

Telephone: +386 (0) 1 47 69
e-mail: info@iskra-tela.si; 1

GENERALNY DYSTRYBUTOR:

TOCK AUTOMATYKA

~ SYSTEMY POMIAROWE ~
~ EDUKACJA TECHNICZNA ~ OBRABIARKI CNC ~
15-384 Białystok, ul. Ks. Abpa E. Kisiele 28, tel./fax (0-85) 661-61-21, 66-11-0-11
http: www.tock-aut.bialystok.pl e-mail: biuro@tock-aut.bialystok.pl